


# BYU PARKING IN A NUTSHELL




# HOME PAGE




Registering  
your  
vehicle

Adding or  
Switching  
your  
vehicle



Paying or  
Appealing a  
Citation



What does  
the signage  
mean?

Overnight  
parking on  
campus

Academic  
Break  
Parking

Frequently  
Asked  
Questions

Contact the  
Parking  
Office

**Click the wheel with the thing you want  
to learn about!**

---

---

---

---


---

# HOW TO REGISTER YOUR VEHICLE:



Go to [cars.byu.edu](https://cars.byu.edu) or [byu.myparkinginfo.com](https://byu.myparkinginfo.com)

Log in to you BYU account



## Welcome to the BYU Parking Permit Portal!

Use this site to access your parking permits anytime.

### Access Permit Holder Account

Click the button below to use your NetID to access your account.

[BYU Login](#)

If you do not have a BYU Login, use the form below to access your account.

Username

Password

[Login](#)

[Trouble signing in?](#)

### Make a Payment

Pay, view, or appeal your citation

Citation Number: [?](#)

License, VIN, or PIN: [?](#)

[Search](#)

[Program Information](#)

[Return to Home Page](#)



# HOW TO REGISTER YOUR VEHICLE:

The screenshot shows the 'BYU myparkinginfo.com/cws/owner/dashboard' page. A red arrow points to the 'Add Permit' button in the 'Permits' section. A second red arrow points to the '+ Add' button in the 'Unpaid Lots Winter' section. The 'Unpaid Lots Winter' section includes a list of rules and a 'Parking Date(s)' of 'January 01, 2026 - April 30, 2026'. The 'Parking Locations' section shows 'U'. At the bottom right, there are 'Cancel' and 'Continue' buttons.

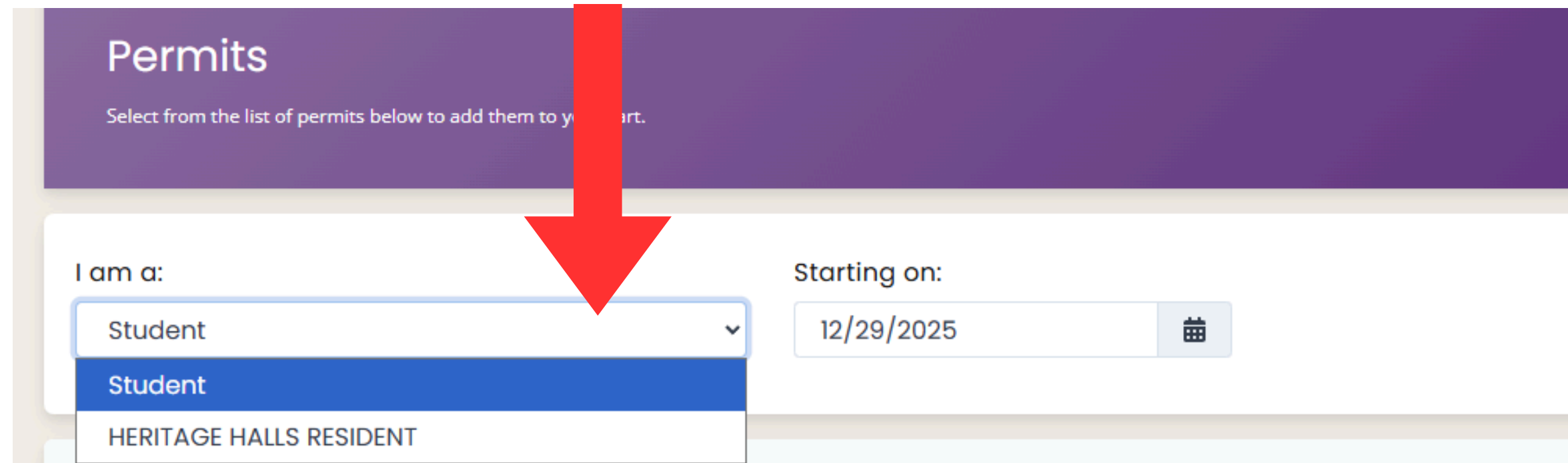
1. Click add permit

2. Choose the permit type you want to add

Return to Home Page

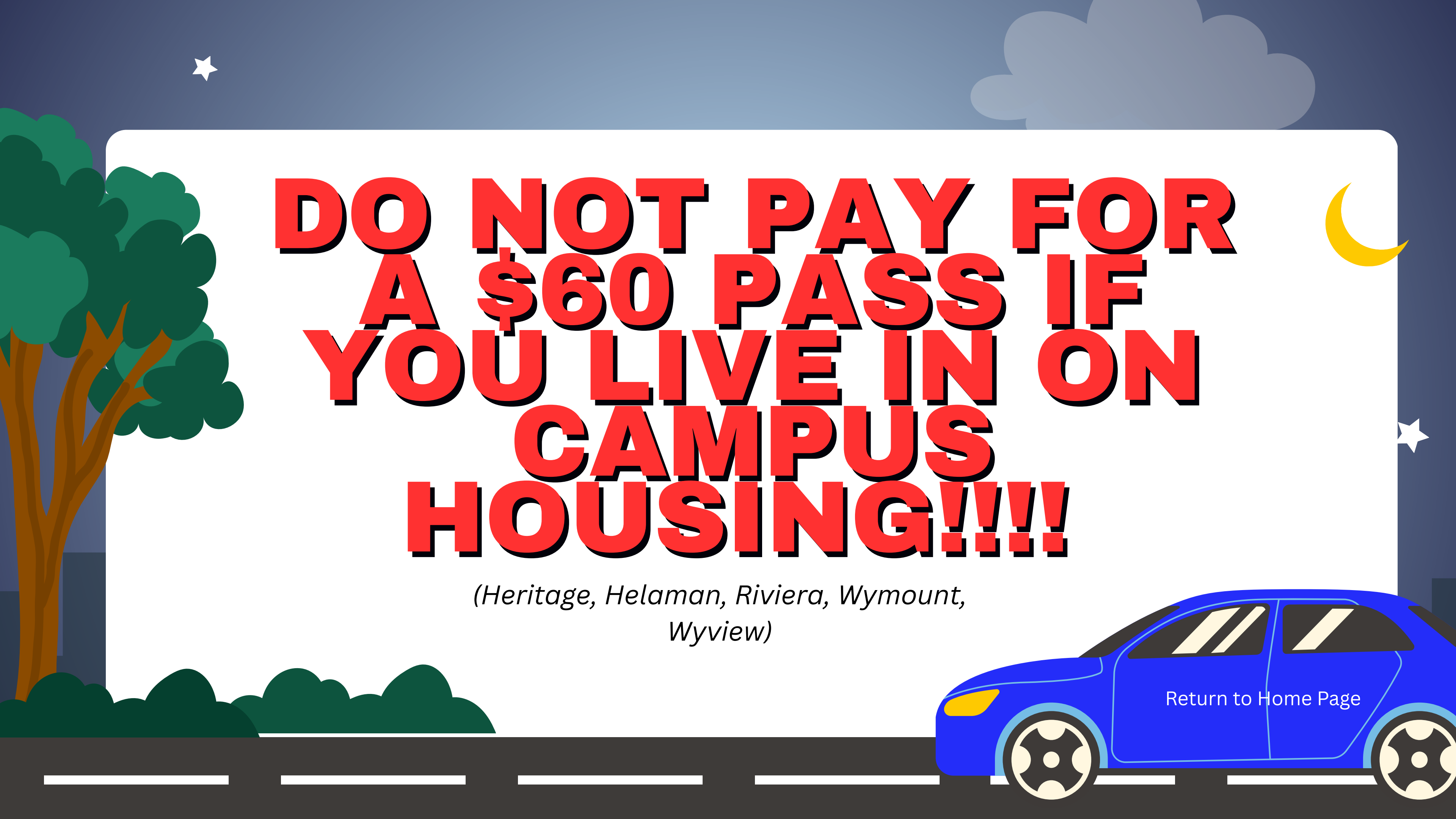
# HOW TO REGISTER YOUR VEHICLE:

If the correct permit doesn't appear right away, look in the dropdown menu.



The screenshot shows a web interface for selecting permits. At the top, a purple header contains the word "Permits" and a sub-instruction: "Select from the list of permits below to add them to your cart." Below this is a form with two fields: "I am a:" and "Starting on:". The "I am a:" field is a dropdown menu that is currently open, showing three options: "Student" (selected), "Student", and "HERITAGE HALLS RESIDENT". A large red arrow points from the top of the dropdown menu down to the "Student" option. The "Starting on:" field contains the date "12/29/2025" and a calendar icon.





**DO NOT PAY FOR  
A \$60 PASS IF  
YOU LIVE IN ON  
CAMPUS  
HOUSING!!!!**

*(Heritage, Helaman, Riviera, Wymount,  
Wyview)*

[Return to Home Page](#)

# DO NOT CHANGE THE DATE UNDER "STARTING ON"

BYU myparkinginfo.com/cws/cart/permits

BYU

- Dashboard
- Permits
- Message Center
- Citations
- Billing History
- BYU Parking Test
- Log Out (Admin)

### Permits

Select from the list of permits below to add them to your cart.

I am a:  Starting on:

#### Undergraduate Permit Winter \$60.00

- Undergraduate students may park in "U" Lots, at no charge, if their vehicle is registered.
- Undergraduate students may choose to pay \$60 per semester to park in "Y" Lots during Fall and Winter. No charge during Spring/Summer.
- Students should never park in "A" Lots.
- If you have contracted to live on campus, your parking privilege will change automatically on the first day of that contract to "B" for Heritage Halls, "C" for Helaman Halls, or "D" for Riviera Apartments.

**Parking Date(s):**  
January 01, 2026 - April 30, 2026

**Parking Locations:**  
U, Y

[+ Add](#)

1 Available as of 12/29/2025

#### Unpaid Lots Winter \$0.00

- Undergraduate students may park in "U" Lots, at no charge, if their vehicle is registered.
- Undergraduate students may choose to pay \$60 per semester to park in "Y" Lots.
- Students should never park in "A" Lots.
- If you have contracted to live on campus, your parking privilege will change automatically on the first day of that contract to "B" for Heritage or "C" for Helaman Halls.
- If you are a dependent of a full-time employee, you will receive free paid parking privileges within 24 hours of registering your first vehicle.

**Parking Date(s):**  
January 01, 2026 - April 30, 2026

**Parking Locations:**  
U

[Cancel](#) [Continue](#)

After adding one, press continue

# HOW TO REGISTER YOUR VEHICLE:

Dashboard

- Permits
- Message Center
- Citations
- Billing History
- BYU Parking Test
- Log Out (Admin)

### Cart Details

Review your cart and fill out all necessary information.

**Remove**

#### Unpaid Lots Winter

\$0.00

- Undergraduate students may park in "U" Lots, at no charge, if their vehicle is registered.
- Undergraduate students may choose to pay \$60 per semester to park in "Y" Lots.
- Students should never park in "A" Lots.
- If you have contracted to live on campus, your parking privilege will change automatically on the first day of that contract to "B" for Heritage or "C" for Helaman Halls.
- If you are a dependent of a full-time employee, you will receive free paid parking privileges within 24 hours of registering your first vehicle.

Assign a Vehicle  
Only 1 vehicle(s) can be assigned with this permit.

[+ Add New](#)

Permit Start Date  
01/01/2026

Accept Terms & Conditions

Total

#### Vehicle Details

Nickname:

License Plate:  State:

Make:  Model:

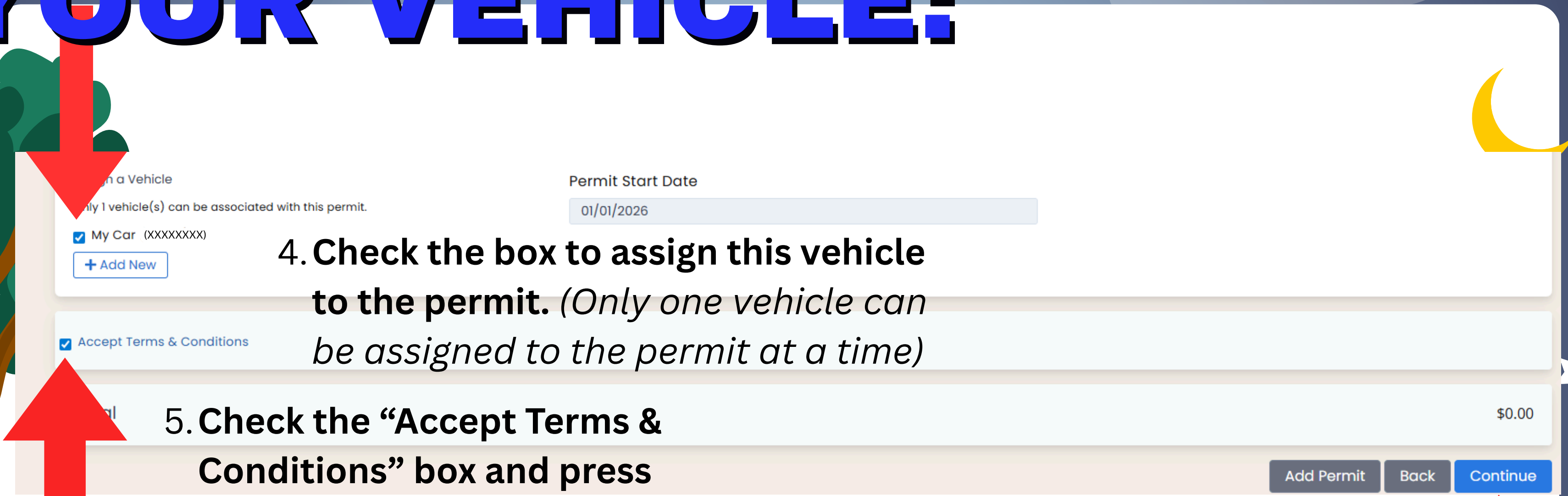
Color:

[Return to Home Page](#)

3. Add a vehicle and put in its information.

If the model isn't listed, you can call our office and ask us to add it, or leave it blank.  
*(801)422-8754*

# HOW TO REGISTER YOUR VEHICLE:



...n a Vehicle

Permit Start Date

01/01/2026

Only 1 vehicle(s) can be associated with this permit.

My Car (XXXXXXXX)

[+ Add New](#)

Accept Terms & Conditions

...al \$0.00

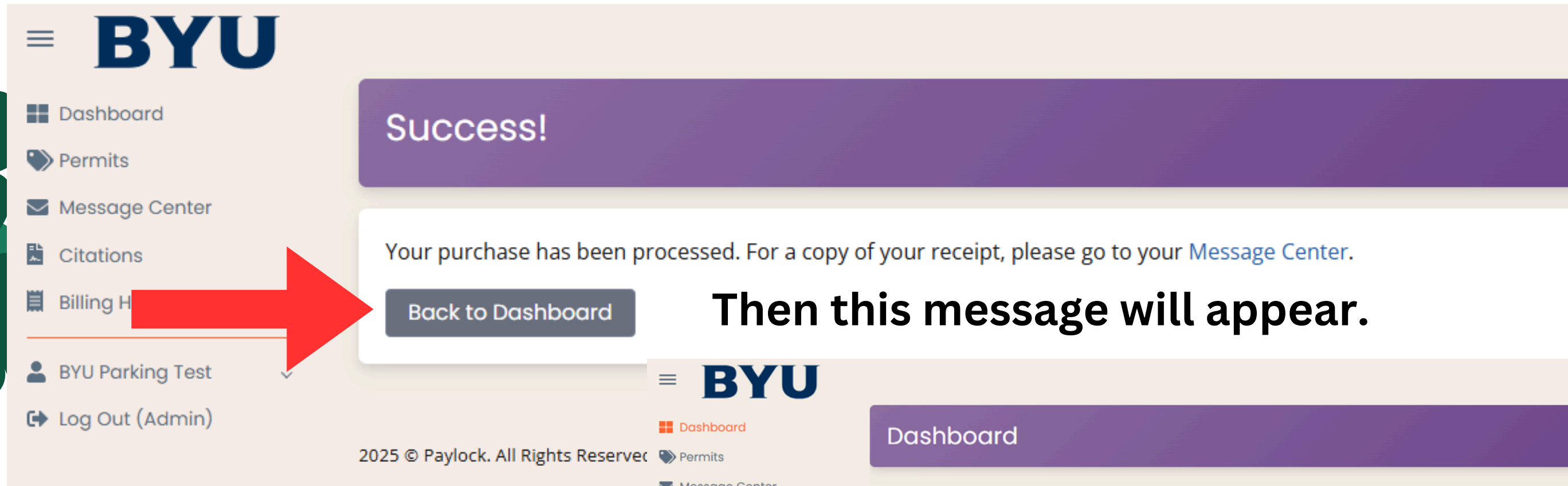
[Add Permit](#) [Back](#) [Continue](#)

4. Check the box to assign this vehicle to the permit. *(Only one vehicle can be assigned to the permit at a time)*

5. Check the “Accept Terms & Conditions” box and press continue.



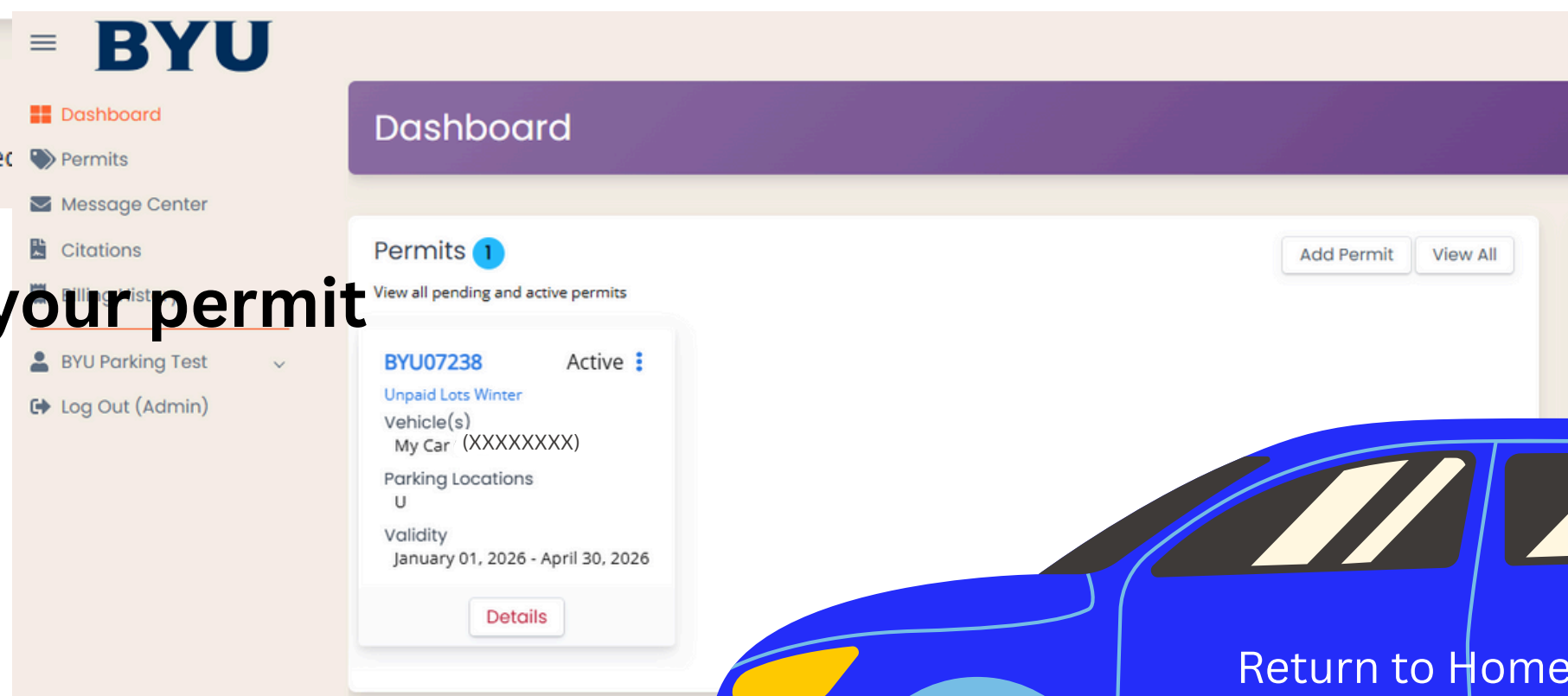
# HOW TO REGISTER YOUR VEHICLE:



The image shows a screenshot of the BYU Parking Test website. On the left is a navigation menu with items: Dashboard, Permits, Message Center, Citations, Billing History, BYU Parking Test, and Log Out (Admin). A red arrow points from the 'Billing History' item to a purple success message box. The message box contains the text: 'Success! Your purchase has been processed. For a copy of your receipt, please go to your Message Center.' Below the message is a 'Back to Dashboard' button.

Then this message will appear.

Click "Back to Dashboard" to see your permit and active vehicle.



The image shows a screenshot of the BYU Parking Test dashboard. The top navigation bar includes 'Dashboard', 'Permits', 'Message Center', 'Citations', 'Billing History', 'BYU Parking Test', and 'Log Out (Admin)'. The main content area shows a 'Permits' section with a notification badge '1'. Below this, there is a list of permits. One permit is highlighted with the following details:

<b>BYU07238</b>	Active
Unpaid Lots Winter	
Vehicle(s) My Car (XXXXXXXX)	
Parking Locations U	
Validity January 01, 2026 - April 30, 2026	
<a href="#">Details</a>	

At the bottom of the dashboard, there is a 'Return to Home Page' button.

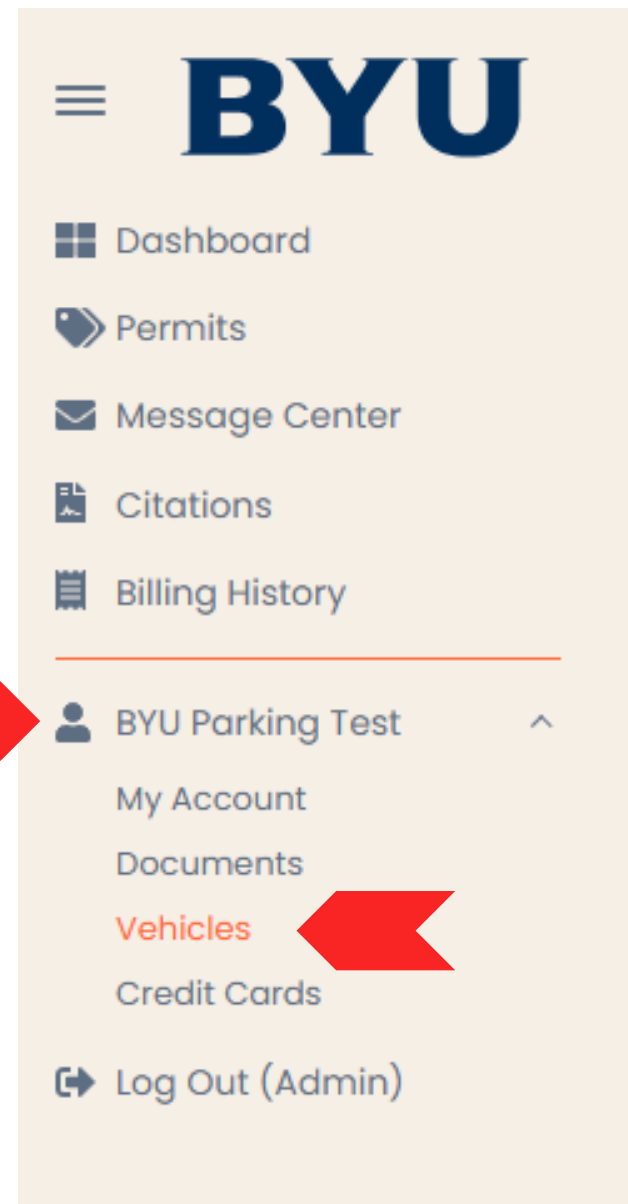


# HOW TO ADD & SWITCH VEHICLES:

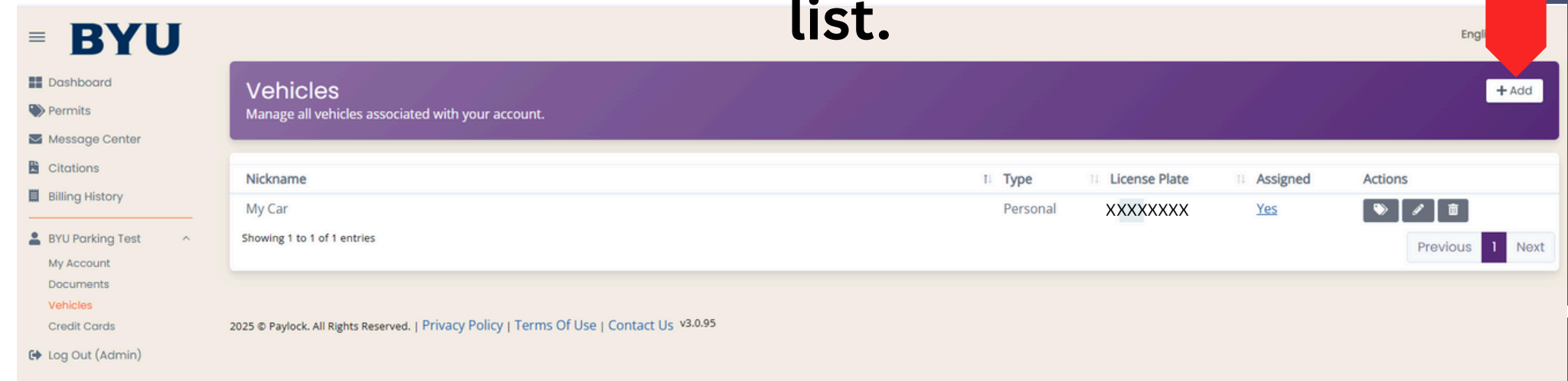


## Method #1

1. Click your name to have a dropdown menu appear.



2. Click “Vehicles” to be taken to a list of your vehicles.



3. Click “+Add” to put another vehicle on your list.



# HOW TO ADD & SWITCH VEHICLES:

## Method #1

Nickname	Type	License Plate	Assigned	Actions
Car #2	Personal	XOXOXOXO	No	
My Car	Personal	XXXXXXXX	Yes	

Showing 1 to 2 of 2 entries

Previous 1 Next

Any car with “No” does NOT have privileges to park on campus and could receive citations, be booted, or towed.

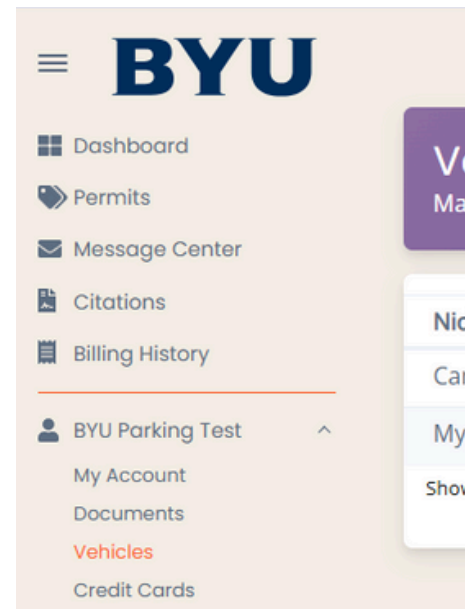
The car with an active permit will say “Yes.”



# HOW TO ADD & SWITCH VEHICLES:



## Method #1



Assign Vehicle to Permits

Vehicle Details

Nickname: My Car

License Plate: XXXXXXXX

State: UT

Permits

Unpaid Lots Winter (1/1/2026 - 4/30/2026)

Close Save

Uncheck the box to deactivate the current active vehicle.



English

+ Add

Type	License Plate	Assigned	Actions
Personal	XOXOXOXO	No	
Personal	XXXXXXXX	Yes	

Previous 1 Next

To switch the active vehicle, click the tag symbol under "Actions."



# HOW TO ADD & SWITCH VEHICLES:

## Method #1

Then check the box on the vehicle you want to park on campus to activate it.

Assign Vehicle to Permits

Vehicle Details

Nickname: Car #2

License Plate: XOXOXOXO

State: UT

Permits

Unpaid Lots Winter (1/1/2026 - 4/30/2026)

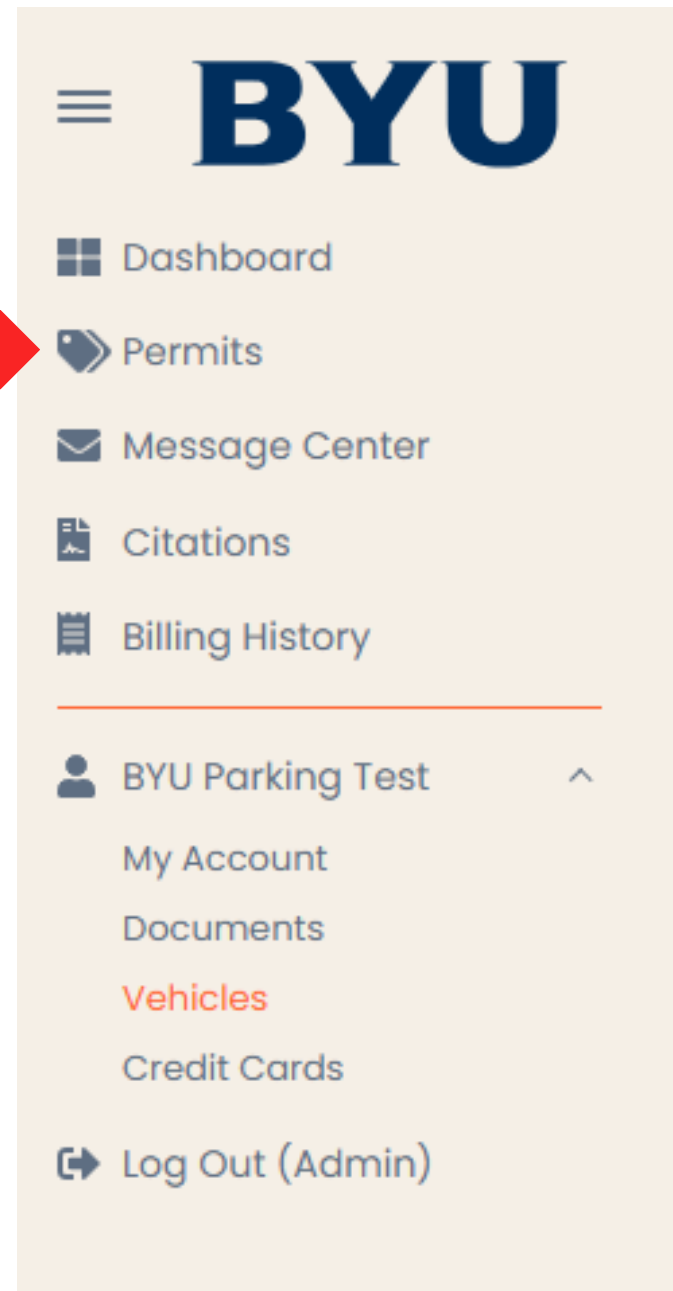
Close Save



# HOW TO ADD & SWITCH VEHICLES:

## Method #2

Click "Permits" to view your permit and active vehicle.



# HOW TO ADD & SWITCH VEHICLES:

## Method #2

BYU

English

Dashboard

Permits

Message Center

Citations

Billing History

BYU Parking Test

Log Out (Admin)

Permits

View all purchased permits.

+ Add Permit

Search by Permit Number or License

Current Permits

List

Unpaid Lots Winter Active: 1

Select a permit type.

Click on the Permit



# HOW TO ADD & SWITCH VEHICLES:

## Method #2


Permits  
View all purchased permits.

Search by Permit Number or License

Unpaid Lots Winter Active: 1

BYU07238  
Car #2 (XOXOXOXO) Active

Click on the vehicle



# HOW TO ADD & SWITCH VEHICLES:

**Permits**  
View all purchased permits. + Add Permit

Search by Permit Number or License Current Permits List

**Unpaid Lots Winter** Active: 1

**BYU07238**  
Car #2 (XOXOXOXO) Active

**Unpaid Lots Winter: BYU07238**  
BYU Parking Test Active

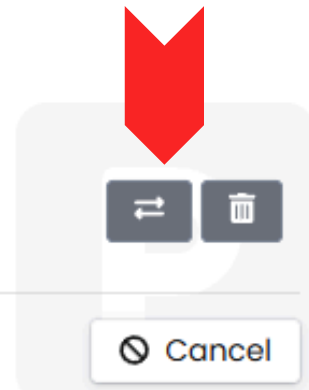
**From** January 01, 2026  
**To** April 30, 2026

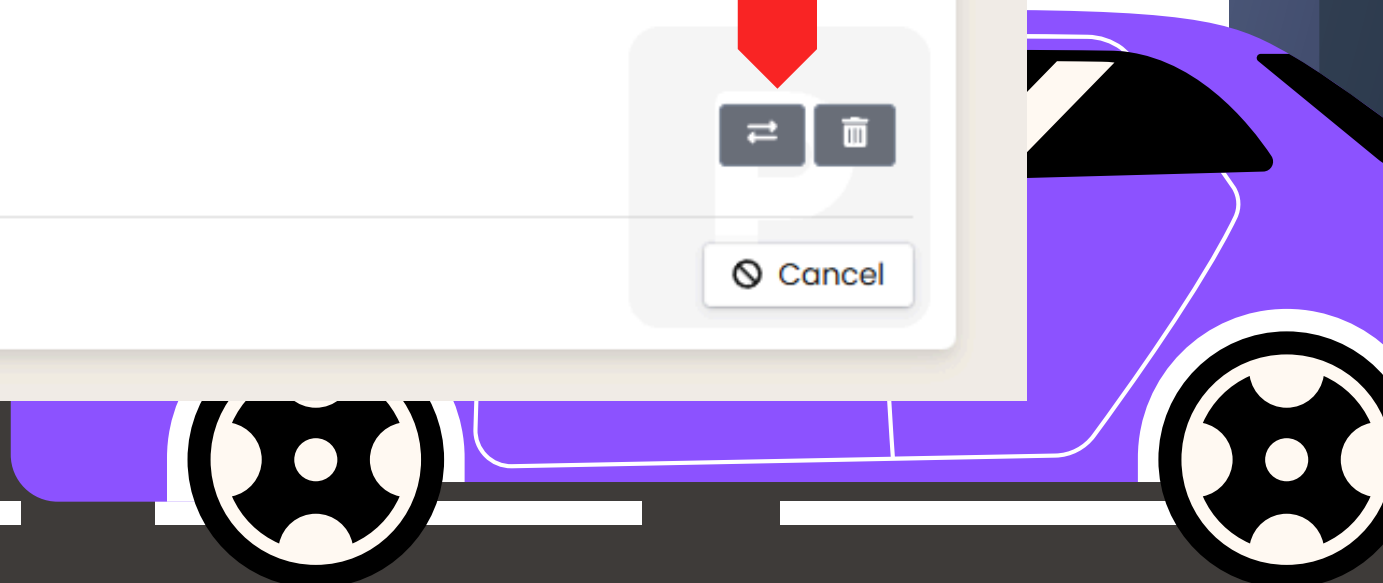
**Parking Locations:**  
U

**Residence:**  
Student - Active

**Assigned Vehicle(s)**  
Car #2 - BMW  
License Plate #: XOXOXOXO

**Click the arrows to switch and/or add a vehicle**





# HOW TO ADD & SWITCH VEHICLES:

## Method #2


Assign Vehicle to Permits Choose a vehicle from your list to activate it, or add a new one. ×

-- Select --

-- Select --

My Car -xxxxxxx [Active]

+ New Vehicle Close Save



# HOW TO PAY/APPEAL A CITATION:



## Welcome to the BYU Parking Permit Portal!

Use this site to access your parking permits anytime.

Access Permit Holder Account

Click the button below to use your NetID to access your account.

[BYU Login](#)

If you do not have a BYU Login, use the form below to access your account.

Username

Password

[Login](#) [Trouble signing in?](#)



Make a Payment

Pay, view, or appeal your citation

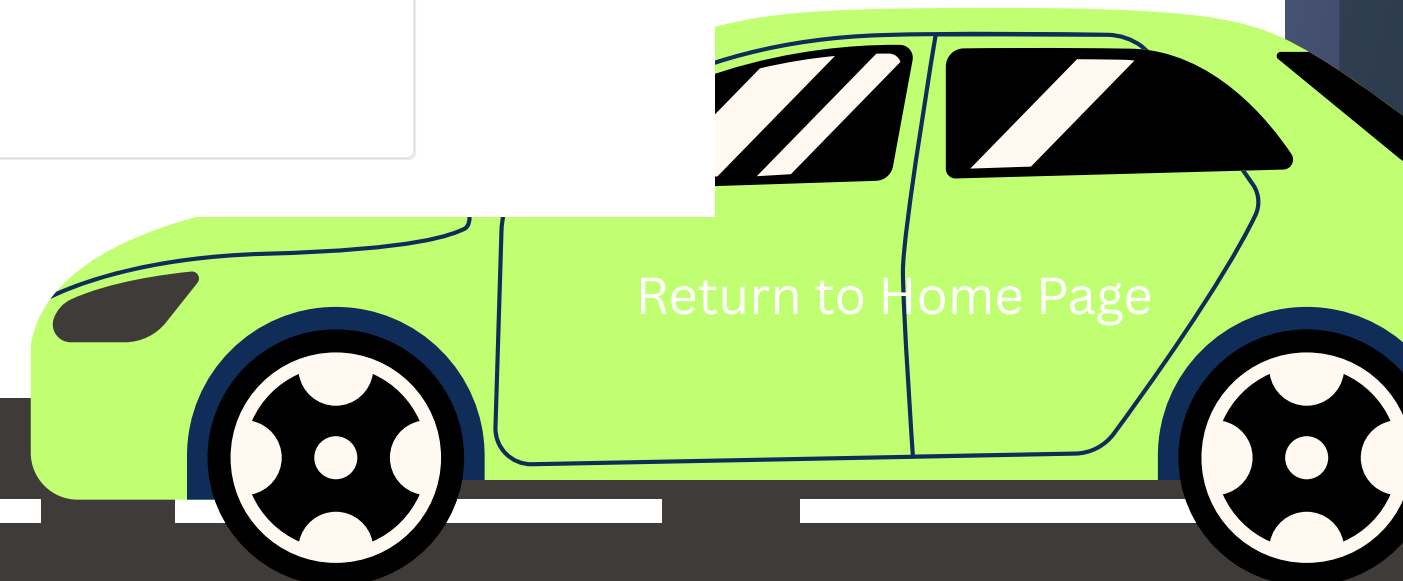
Citation Number:

License, VIN, or PIN:

[Search](#)

1. Go to the Login page at [byu.myparkinginfo.com](http://byu.myparkinginfo.com)

2. Enter the citation number. It will start with "BYU" and can be found at the top of your paper citation or in your account page under citations.



# HOW TO PAY/APPEAL A CITATION:



**YOU HAVE 14 DAYS TO APPEAL AFTER RECEIVING THE CITATION!**

The screenshot shows a web form for disputing a citation. It includes a header with 'Dispute Citation' and 'APPEALING'. Below is a 'Citation Details' section with a purple banner stating 'You have 14 days to dispute your citation'. The form contains several input fields: 'Name', 'Email', 'Address', 'Date' (01/02/2026 11:00 AM), 'State', 'Zip', and 'Reason for Dispute'. There are also checkboxes for 'I am the registered owner of this vehicle' and 'Add Files...'. At the bottom, there are buttons for 'Close', 'Save', 'Dispute', and 'Next'. A red arrow points from the 'Save' button to the 'Dispute' button.

1. Click "Dispute"
2. Fill out this form and press save.
3. The hearings officer will get back to you within 2 weeks. He will not change from the notes listed on the citation until a decision is made.



# HOW TO PAY/APPEAL A CITATION:



## PAYING

To pay, click “Pay”  
instead of “Dispute” on  
the Login Page.

Then enter your  
information and press  
“Pay.”

### Payment

Please provide payment information to finalize your purchase.

**Billing Information**

First Name	Last Name
<input type="text"/>	<input type="text"/>
Email	Address
<input type="text"/>	<input type="text"/>
City	State
<input type="text"/>	VIN or Unknown <input type="text"/>
Zip	
<input type="text"/>	

**Cart Information**

Citation: BYUP	\$60.00
<hr/>	
<b>Total</b>	<b>\$60.00</b>





**Payment Method**

Credit Card

Card Number


Expiration  
01 - January  2026

CVV

Accept Terms & Conditions

[Cancel](#) [Back](#) [Pay](#)



# PERMITS/SIGNAGE

**A**

Faculty & Staff Only  
Free With Vehicle  
Registered

**G**

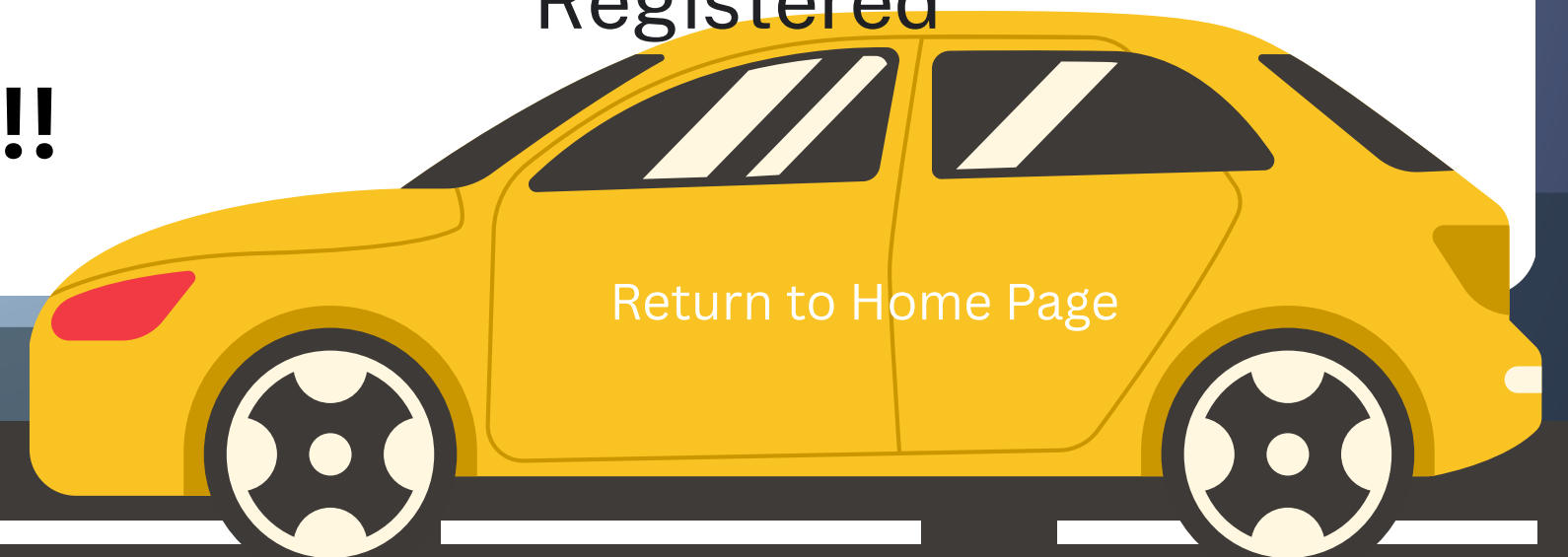
Graduate Students  
\$60 Per Semester  
With Vehicle  
Registered

**Y**

All BYU  
Students/Student  
Employees  
\$60 Per Semester  
With Vehicle  
Registered

**NO OVERNIGHT PARKING!!!**

[Return to Home Page](#)



# PERMITS/SIGNAGE

U

All Students/Employees  
Free  
With Vehicle Registered

V

Visitors to Campus  
Free

**NO OVERNIGHT PARKING!!!**

[Return to Home Page](#)

# PERMITS/SIGNAGE

**B**

**C**

**D**

Heritage Residents, Helaman Residents, Riviera Residents  
With Vehicle Registered

\$25 a Month

**YM**

**YW**

Wymount Residents, Wyview Residents  
With Vehicle Registered  
Free

[Return to Home Page](#)



# OVERNIGHT PARKING

(1am - 5am)



***No Overnight Parking On Campus!!!***

*Unless you currently live on campus at Heritage, Helaman, The Riviera, Wymount or Wyview and park in your designated lots*

Is there a pass available to purchase to be able to park on campus overnight?

No there is not.


[Return to Home Page](#)



# SPRING/SUMMER OR ACADEMIC BREAK

Students can park in any **Y** or **G** lots for free with their vehicle's registered.

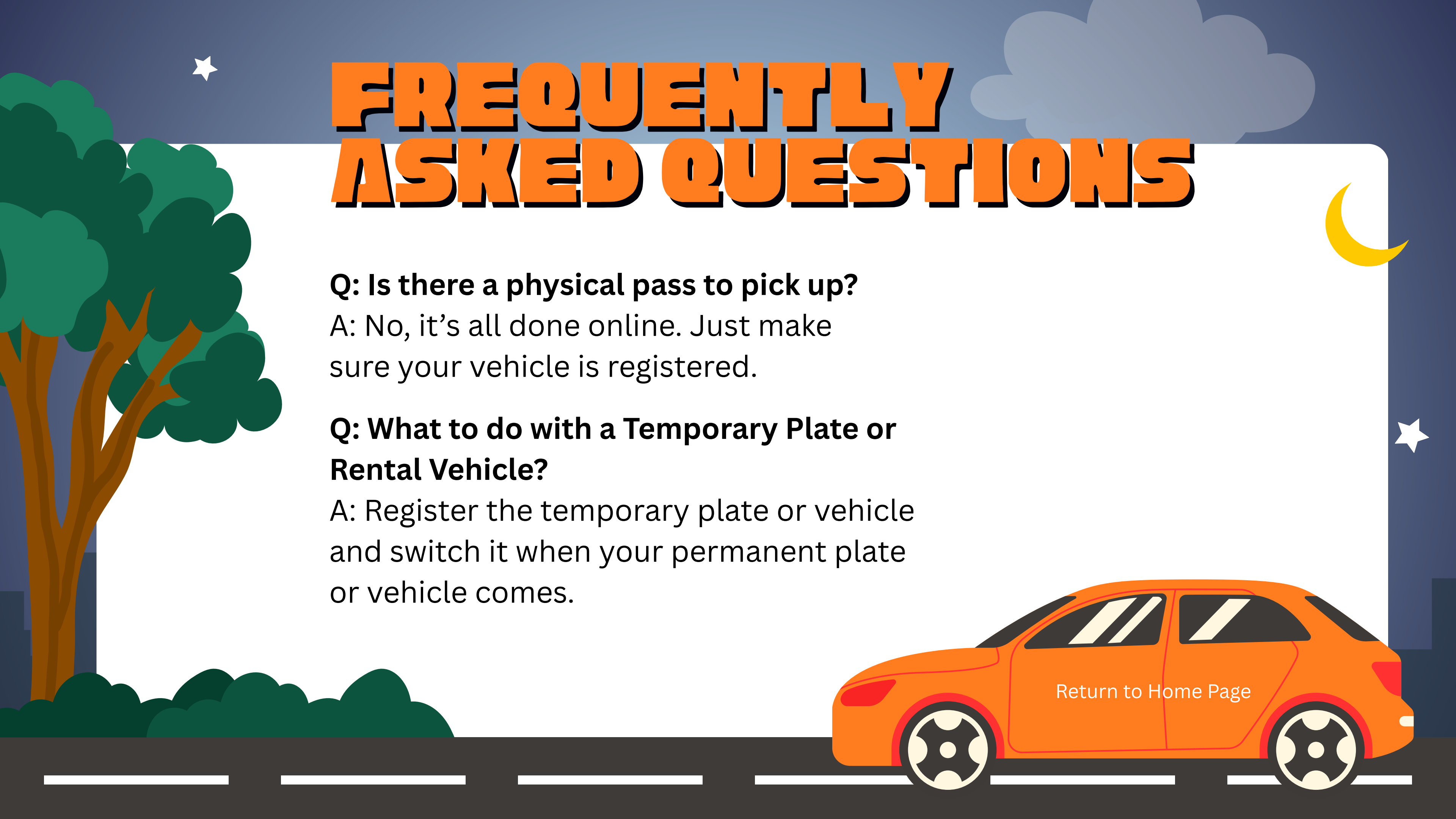
Students can also park in specific **A** lots, as long as the lot number is NOT 1-17, 27, 28, 32, 38, 39, or 50. [Parking Map](#)



Students (& Employees) can never park in visitor parking even if they aren't taking classes during spring/summer

**NO OVERNIGHT PARKING!!!**





# FREQUENTLY ASKED QUESTIONS

**Q: Is there a physical pass to pick up?**

A: No, it's all done online. Just make sure your vehicle is registered.

**Q: What to do with a Temporary Plate or Rental Vehicle?**

A: Register the temporary plate or vehicle and switch it when your permanent plate or vehicle comes.






[Return to Home Page](#)

# FREQUENTLY ASKED QUESTIONS

**Q: Why can't a nonstudent spouse log onto the new parking website who lives in on-campus housing?**

**A:** This is an issue with the new system, and we are working on fixing it. Keep checking it and we hope to send out an email notification when this works again.

[Return to Home Page](#)



# FREQUENTLY ASKED QUESTIONS

**Q: Can I get a refund for a permit that I'm not going to use?**

A: You have 5 business days to request a refund after purchasing a permit. To submit this request, send us an email with your name, NetID, and reason for requesting a refund. Our email is [parking@byu.edu](mailto:parking@byu.edu).



[Return to Home Page](#)

# QUESTIONS?

**CONTACT US:**  
**(801)422-8754**  
**2120 JKB**

8am - 5pm  
Monday - Friday

[Return to Home Page](#)

